

Mary Kay


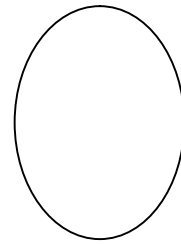





Spa Facial

Products in Your Tray

Eye Primer

Powder








Moisturizer

Eye Cream

Lip Balm

Intense Cream or Hydrate Gel

Foundation



Cleanser

Indulge Soothing Eye Gel

Lip Mask

Night Solution

Day Solution

Product Application

1. Remove eye makeup with Oil-Free Eye Makeup Remover
2. Place TimeWise 3-in-1 Cleanser on face
3. Apply Satin Lip Mask
4. Apply Indulge Soothing Eye Gel.
5. Place warm Facial Cloth all over face and let it remain for 3 to 5 minutes.
6. Remove all products with Facial Cloth
7. Place Night Solution on one side of face and Day Solution on the other side.
8. Moisturize with TimeWise Age-Fighting Moisturizer
9. Place TimeWise Eye Cream around the eye
10. Apply Lip Balm
11. Place EITHER Intense Moisturizing Cream or Oil Free Hydrating Gel on the face.
12. Apply Foundation, finish with Powder.
13. Apply Eye Primer